

# Easy Microwave S'mores


S'mores




plate



2 graham  
crackers



chocolate



marshmallow



napkin



microwave



## Directions:


1

Put 2 graham crackers on a plate

plate



graham  
cracker




2

Put a chocolate on the graham cracker.

plate



graham  
cracker



chocolate



3

Layer marshmallows on top of chocolate.  
Place other graham cracker on top.

marshmallow



4

Put plate in microwave and microwave  
for about 20 seconds.

microwave




:20

5

Press two halves together to makes a  
sandwich

graham  
cracker



marshmallow



choose feelings



I like it!



Yuck!

